



USER REGISTRATION GUIDE

STEPS FOR REGISTRATION

1

You are required to fill out the form, including your email address and password.

After completing the form, click on the button "Create Account."

STEP 1. CREATE YOUR ACCOUNT

First Name: _____ Last Name: _____

DATE OF BIRTH: You need to be 18+ to participate.

Email Address: _____ Double-Check Email Address: _____

If you have not received the email please check your spam folder.

Password: _____ Double-Check Password: _____

Address Line 1: _____ Address Line 2: _____

City/Town: _____ State/Province: _____

I have read and agree to the privacy policy
 I have read and agree to the Terms & Conditions
 I want to receive the Pepsi Rewards for updates and promotions

2

You will receive an activation email containing a link. Simply click the link to activate your account.

STEP 2. CONFIRM YOUR ACCOUNT
Please sign into your email to verify your account.

3

You will need to decide whether you want to connect your EA or not. When you connect your EA account, you will be prompted to grant permission for Pepsi to access information from your EA account.

STEP 3. CONNECT EA ACCOUNT

Unlock free EA SPORTS FC™ 25 rewards by linking your EA Account. By linking your EA account with your Pepsi account, you unlock the opportunity to participate in our promotion and gain exclusive in-game rewards. However, if you opt not to link your accounts, you will only qualify for physical prizes. It's important to note that once you make this decision, it cannot be reversed.

Notice: To unlock free in-game rewards in EA SPORTS FC™ 25, you must connect your EA account before entering your first unique promo code. However, if you only want to enter the prize draw, connecting your EA account is optional.

4

In the final step, click on "redeem your code" to enter your first code.

STEP 4. REDEEM YOUR CODE
All done! You can redeem your code now.

5

After completing all the steps, you will be logged in and can redeem your code.

REDEEM YOUR CODE
Enter your unique promo code

YOUR ENTERED CODES

VALID CODES
Your in-game rewards will appear in your EA account in 48h

IN-GAME REWARDS	0/5
TOTAL CODES ENTERED	1

INVALID CODES
 Invalid code (0/10)

6

If you did not connect your EA account during registration, you will be prompted to do so after entering the first code.

If you choose not to connect at that time, you will no longer have the option to connect your account later.

REDEEM YOUR CODE
Enter your unique promo code

Your code is accepted

CONNECT YOUR EA ACCOUNT

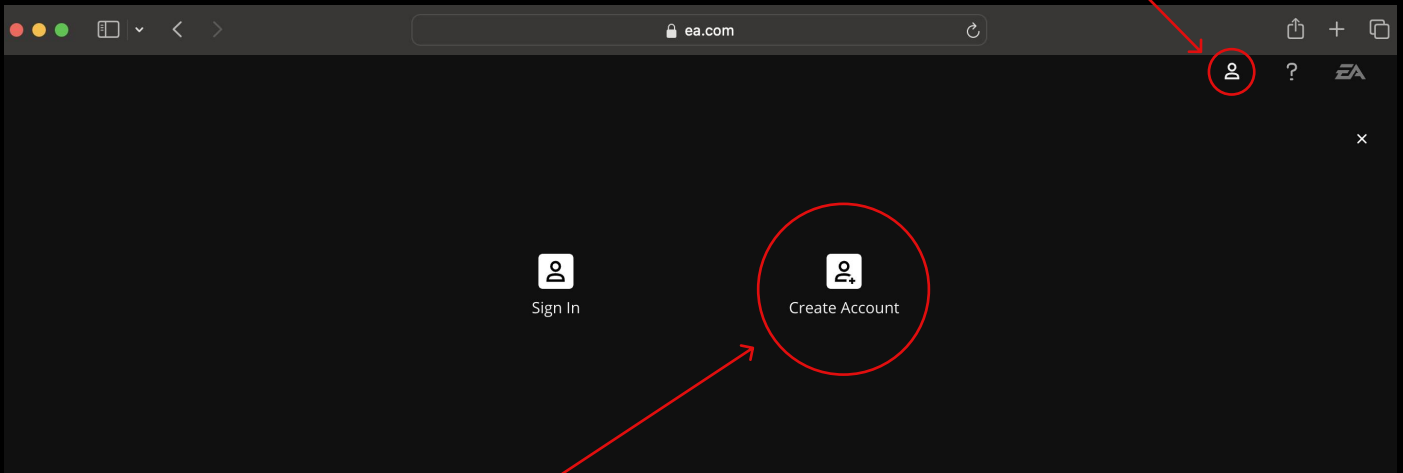
To receive free EA SPORTS FC™ 25 in-game rewards you need to connect your Pepsi Promo Account with your EA Account



EA ACCOUNT - CREATE AN ACCOUNT GUIDE

If you don't have an EA account, you should visit ea.com to create a new one.

Click on the user icon in the menu.



Select the option to create an account.

STEPS TO CREATE AN EA ACCOUNT

1

Fill in the input fields for country, month, day, and year.

2

Enter your email address and password.


3

Check your email for the verification code.

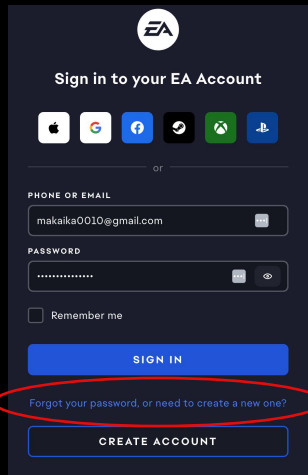
RECOVER EA ACCOUNT DETAILS

If you've forgotten your EA account details, simply follow the instructions below.

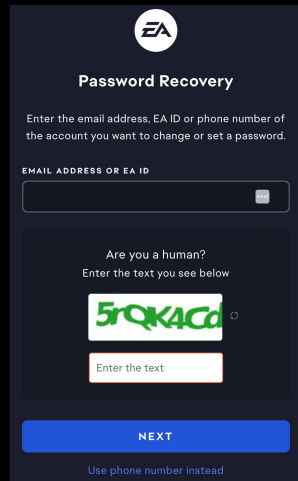
INSTRUCTIONS FOR EA.COM



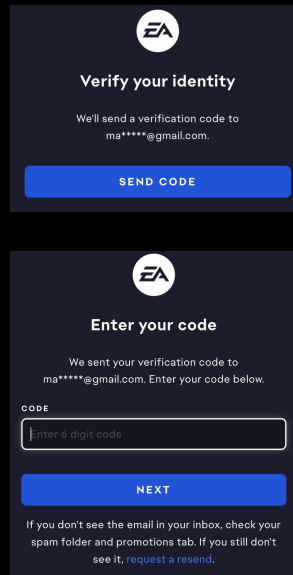
Click on "Forgot Password" link on the login page.




You'll be guided through the steps to recover your account using your email address or phone number.



Check your email for the verification code. Type your code.



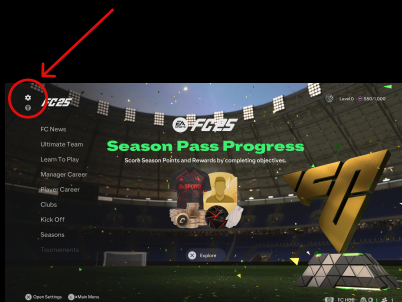
In the final step, enter your new password in the field. Once submitted, your EA account will be successfully recovered.



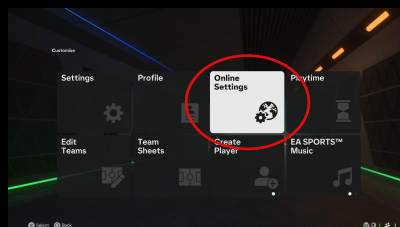
INSTRUCTIONS FOR IN-GAME (PLAYSTATION AND XBOX ONLY)



You will find settings icon, top left in the menu to customise.



Open online settings.



Here you will find your public ID, your email address that's linked to your EA Account, and your join date.

